



# AP-15TU/AP-15TUC/AP-15TUCR

UL Listed 15 Watt Omni-Purpose® Voice Control Loudspeakers



AP-15TU(C) Series

## Specifications (UL Rating)

<b>Models</b>	AP-15TU, AP-15TUC, AP-15TUC(R)
<b>Power Rating</b>	15 Watts Continuous
<b>Frequency Response</b>	400 - 4000 Hz
<b>Sensitivity</b>	102dB at 15 Watts, 10ft (3dB Increment UL Rating)

## Specifications (Anechoic Measurements)

<b>Frequency Response</b>	400 - 14,000 Hz (Nominal) 500 Hz - 6000 Hz (±5dB)
<b>Sensitivity</b>	120dB at 15 Watts (Peak)/1 Meter 116dB at 15 Watts/1 Meter (Avg) 500 - 6000 Hz 106dB at 1 Watt/1 Meter (Avg) 500 - 6000 Hz
<b>Dispersion Angle</b>	70° (-6dB, 2000 Hz Octave Band)
<b>Weight</b>	AP-15TU: 4.0 lbs (1.8kgs) AP-15TUC(R): 4.5 lbs (2.0kgs)
<b>Finish</b>	AP-15TU: Grey Baked Epoxy AP-15TUC(R): Red Baked Epoxy
<b>Dimensions</b>	H 8¾" x W 7⅞" x D 9⅞"
<b>Temperature Range</b>	-40°C - 70°C

## Architect and Engineer Specifications

Voice control loudspeaker shall be Atlas Sound Model \_\_\_\_\_ (AP-15TU, AP-15TUC, AP-15TUCR). Weather-resistant unit shall be constructed of heavy-gauge, treated aluminum. Loudspeaker shall be able to operate within any ambient temperature environment ranging from 70°C (158°F) to -40°C (-40°F). Model shall be a double re-entrant type with 15 watts RMS audio power rating compression driver producing a UL-rated sound pressure level of 102dB measured at 15 Watts, 10ft. (3dB increment rating) within a frequency range of 400 Hz to 4 kHz. Impedance shall be 8 Ohms and sound dispersion 70°. Unit shall have impedance selection via 7-position switch of 5000, 2500, 1300, 666, 333, 89 and 45 Ohms. Power taps shall be available at 1, 2, 3.8, 7.5, 15 Watts for 70V line and .48, .94, 1.8, 7.5, 15 Watts for 25V line. Loudspeaker assembly shall be furnished with mounting bracket allowing adjustment on either a vertical or horizontal plane with a single locking pin and including provisions for mounting, banding, or strapping. Wiring terminals for amplifier output shall be fully enclosed and a vandal-resistant adapter cover shall provide connection facilities for cable or conduit. Dimensions shall be H 8¾" x W 7⅞" x D 9⅞". Unit shall be finished in grey or red baked epoxy.

## Features

- High-Efficiency, 15 Watt Compression Driver
- Built In Vari-Tap® Transformer for Easy Impedance Selection
- Optional 5 MFD Capacitor for Line Supervision
- Omni-Purpose Surface Mounting Bracket for Precise Positioning
- Vandal and Environment-Resistant Metal Construction for Outdoor or Indoor Use
- Recommended for High Intelligibility Paging, Intercommunication, and Signaling

## Applications

Atlas Sound's UL Listed AP Series loudspeakers are surface-mounting, high-efficiency units for life safety, and communication system applications. When used with compatible control equipment, they provide high-intelligibility voice reproduction and signal transmission for indoor or outdoor emergency alarm, protective signaling, and intercom system installations.

## Description

Atlas Sound AP Series Omni-Purpose loudspeakers are equipped with a compression driver providing up to 15 Watts RMS power handling capability, superior intelligibility and dispersion to achieve maximum sound projection, and penetration.

Weather-resistant metal construction and re-entrant acoustic path assure protection against water, humidity, vermin, and corrosion. The Omni-Purpose® mounting bracket allows directional sound dispersion via vertical and horizontal positioning. Provisions are also included for surface or strap mounting to pillars and I-beams.

All models include a built-in 25/70.7V Vari-Tap® transformer featuring a screw-driver adjustable, 7-position watt/impedance selection switch. Wiring terminals are protected with a vandal-resistant adapter cover for control equipment utilizing cable or conduit.

A built-in, 5 mfd capacitor is provided on Model AP-15TUC(R) for line supervision. Model AP-15TU is not equipped with a capacitor.

All models meet or exceed the UL Listed standards for audible signal appliances and are capable of operating within an ambient temp. range of 70°C (158°F) to -40°C (-40°F). Models comply with UL Standard 1480 - Speakers for Fire Protective Signaling Systems and California State Fire Marshal (Title 19). Models with special modifications to meet New York City MEA (Calendar no. 57-74-SA) and UL Canada are also available as standard product. Contact Factory.

## Accessories

### BX-2A

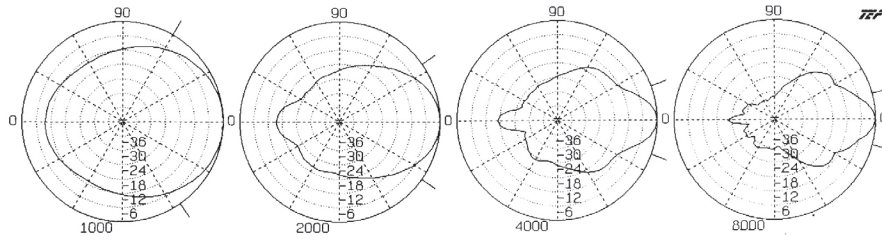


Vandal resistant cover plate for armored cable and conduit connection. Constructed of cast aluminum.

### APXB-G/APXB-N

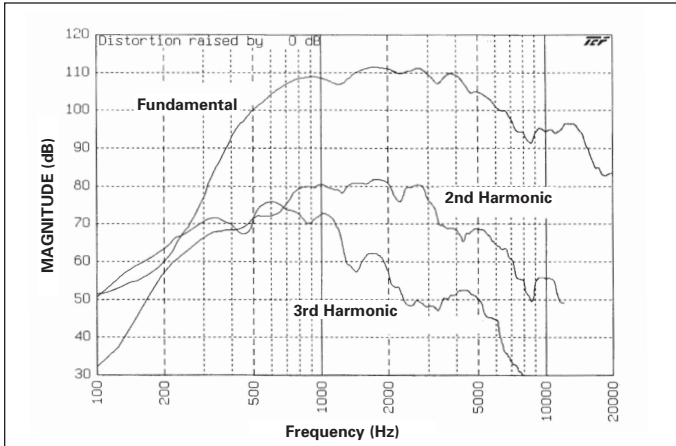


Optional mounting base for a standard 1-gang, 2-gang, or 4" sq. E.O. box. (G-Grey or N-Neutral)

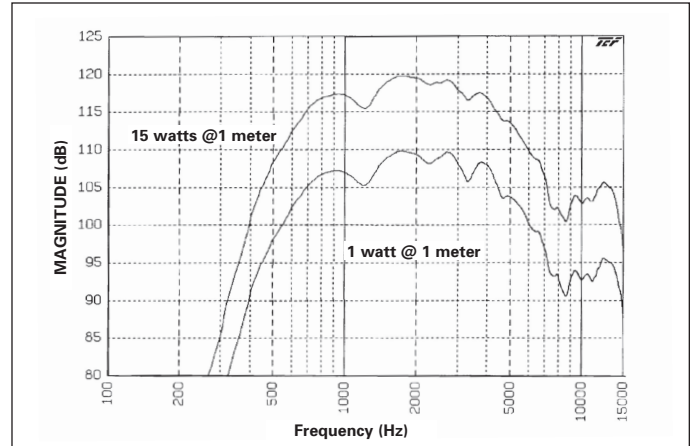


Frequency (Hz)	Q	Di	Beamwidth (Degrees)
1000	5.15	7.12	115
2000	13.90	11.43	70
4000	32.20	15.08	40
8000	39.90	16.01	30

Polars Are Normalized To Zero On Axis



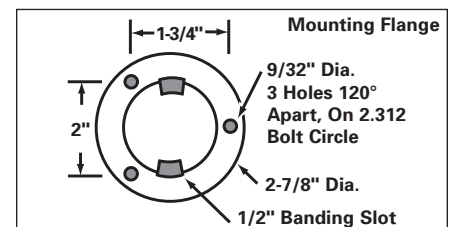
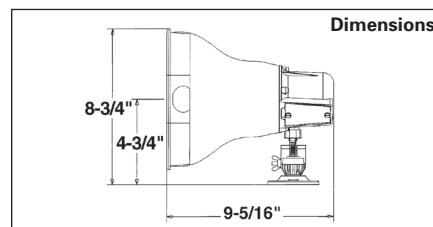
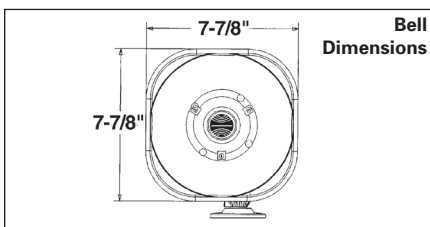
AP-15TU(C) (Harmonic Distortion - 1.5 watts @ 1 meter)



AP-15TU(C) Frequency Response

AP-15TU(C) Vari-Tap® Control Connect Center Xfmr. Power Taps			
Switch Position	Impedance (Ohms)	Watts @ 25V	Watts @ 70.7V
1	5000	-	1
2	2500	-	2
3	1300	.48	3.8
4	666	.94	7.5
5	333	1.8	15
6	89	7.5	X*
7	45	15	X*

\* Do Not Use



Atlas Sound products are designed and tested in our well-equipped research laboratory which contains a fully anechoic chamber, complete analog Bruel & Kjaer measurement equipment and Techron® TEF 20® audio analyzer. Atlas Sound is proud to be a beta site for TEF software.